

Fall Enrollment 2022-23

Institution: University of Akron Wayne College (200846)

User ID: 39C0021

Overview

Fall Enrollment Overview

The Fall Enrollment component collects student enrollment counts by level of student, enrollment status, gender and race/ethnicity. In addition, first-time students' fall-to-fall retention rates and the student-to-faculty ratio are collected. Enrollment by age is required in odd-numbered years, and enrollment by residence of first-time undergraduates is required in even-numbered years.

Institutions operating on a traditional academic year calendar (semester, trimester, quarter, or 4-1-4) report Fall enrollment as of the institution's official fall reporting date or October 15. Institutions operating on a calendar that differs by program or that enrolls students on a continuous basis (referred to as program reporters) report Fall enrollment as students enrolled any time during the period August 1 and October 31.

Data reporting reminders:

- Report data to accurately reflect the time period corresponding with the IPEDS survey component, even if such reporting is seemingly inconsistent with prior year reporting.
- Part B, Enrollment of students by age, is optional this year.
- Part C, Residence of first-time degree/certificate-seeking undergraduates, is required this year.
- For reporting students studying in consortium agreements, please refer to the Resource page at <https://nces.ed.gov/ipeds/report-your-data/data-tip-sheet-reporting-data-consortium-institutions>.

Changes in reporting:

The following changes were implemented for the 2022-23 data collection period:

- The "Nonresident alien" terminology has been changed to "U.S. Nonresident" but should include the same category of students.
- A question about gender has been added after Part A – Fall Enrollment Summary to collect information about students for whom gender does not fit the binary gender (Men/Women) categories provided. **Institutions should still allocate those students to the Men/Women categories in other screens of the survey component at this time.** New FAQs have been added to help institutions with this reporting.
- References to summer term were changed to summer session.
- FAQ #8 on consistent reporting of EF, E12, and OM has been updated for clarification.

Resources:

- To download the survey materials for this component: [Survey Materials](#)
- To access your prior year data submission for this component: [Reported Data](#)

If you have questions about completing this survey, please contact the **IPEDS Help Desk at 1-877-225-2568**.

Institution: University of Akron Wayne College (200846)

Part Selection

Completion of Part B (Enrollment of Students by Age) is optional this year.

Do you wish to complete Part B this year?

If you select 'Yes', you will be expected to complete the Part B screens.

If you select 'No', you will skip Part B.

- No, I will not complete Part B
- Yes, I will complete Part B

Institution: University of Akron Wayne College (200846)

Part A - Fall Enrollment for Full-Time Undergraduate Students

Enrollment as of the institution's **official fall reporting date** or as of **October 15, 2022**

Full-time Undergraduate Students

Race/Ethnicity Reporting Reminder:

- Report Hispanic/Latino individuals of any race as Hispanic/Latino
- Report race for non-Hispanic/Latino individuals only

Men

Enrolled for <u>credit</u>	<u>First-time</u> , certificate-seeking	Other certificate-seeking	Non-certificate-seeking	Total, <u>full-time undergraduate students</u>
<u>U.S. Nonresident</u>	<input type="text"/>	<input type="text"/>	<input type="text"/>	0
<u>Hispanic/Latino</u>	<input type="text" value="3"/>	<input type="text" value="5"/>	<input type="text"/>	8
<u>American Indian or Alaska Native</u>	<input type="text"/>	<input type="text"/>	<input type="text" value="1"/>	1
<u>Asian</u>	<input type="text" value="1"/>	<input type="text" value="2"/>	<input type="text"/>	3
<u>Black or African American</u>	<input type="text" value="1"/>	<input type="text" value="5"/>	<input type="text"/>	6
<u>Native Hawaiian or Other Pacific Islander</u>	<input type="text"/>	<input type="text"/>	<input type="text"/>	0
<u>White</u>	<input type="text" value="37"/>	<input type="text" value="111"/>	<input type="text" value="15"/>	163
Two or more races	<input type="text" value="2"/>	<input type="text" value="4"/>	<input type="text"/>	6
<u>Race and ethnicity unknown</u>	<input type="text" value="2"/>	<input type="text" value="1"/>	<input type="text"/>	3
Total men	46	128	16	190
Total men prior year	80	160	23	268

Women

Enrolled for <u>credit</u>	<u>First-time</u> , certificate-seeking	Other certificate-seeking	Non-certificate-seeking	Total, <u>full-time undergraduate students</u>
<u>U.S. Nonresident</u>	<input type="text"/>	<input type="text" value="1"/>	<input type="text"/>	1
<u>Hispanic/Latino</u>	<input type="text" value="3"/>	<input type="text" value="4"/>	<input type="text"/>	7
<u>American Indian or Alaska Native</u>	<input type="text"/>	<input type="text"/>	<input type="text"/>	0
<u>Asian</u>	<input type="text" value="2"/>	<input type="text" value="3"/>	<input type="text" value="2"/>	7
<u>Black or African American</u>	<input type="text" value="2"/>	<input type="text" value="11"/>	<input type="text"/>	13
<u>Native Hawaiian or Other Pacific Islander</u>	<input type="text"/>	<input type="text"/>	<input type="text"/>	0
<u>White</u>	<input type="text" value="71"/>	<input type="text" value="187"/>	<input type="text" value="20"/>	278
Two or more races	<input type="text" value="2"/>	<input type="text" value="7"/>	<input type="text"/>	9
<u>Race and ethnicity unknown</u>	<input type="text"/>	<input type="text" value="3"/>	<input type="text"/>	3
Total women	80	216	22	318
Total women prior year	88	237	37	373
Grand total (men+women)	126	344	38	508
Grand total (men+women) prior year	168	397	60	641

Institution: University of Akron Wayne College (200846)

Part A - Fall Enrollment for Part-time Undergraduate Students

Enrollment as of the institution's **official fall reporting date** or as of **October 15, 2022**

Part-time Undergraduate Students

Race/Ethnicity Reporting Reminder:

- Report Hispanic/Latino individuals of any race as Hispanic/Latino
- Report race for non-Hispanic/Latino individuals only

Men

Enrolled for <u>credit</u>	<u>First-time</u> , certificate-seeking	Other certificate-seeking	Non-certificate-seeking	Total, <u>part-time undergraduate</u> students
<u>U.S. Nonresident</u>	<input type="text"/>	<input type="text"/>	<input type="text"/>	0
<u>Hispanic/Latino</u>	<input type="text" value="2"/>	<input type="text" value="3"/>	<input type="text" value="15"/>	20
<u>American Indian or Alaska Native</u>	<input type="text"/>	<input type="text"/>	<input type="text"/>	0
<u>Asian</u>	<input type="text"/>	<input type="text" value="1"/>	<input type="text" value="3"/>	4
<u>Black or African American</u>	<input type="text"/>	<input type="text" value="4"/>	<input type="text" value="1"/>	5
<u>Native Hawaiian or Other Pacific Islander</u>	<input type="text"/>	<input type="text"/>	<input type="text"/>	0
<u>White</u>	<input type="text" value="10"/>	<input type="text" value="39"/>	<input type="text" value="277"/>	326
Two or more races	<input type="text"/>	<input type="text" value="1"/>	<input type="text" value="5"/>	6
<u>Race and ethnicity unknown</u>	<input type="text"/>	<input type="text" value="2"/>	<input type="text" value="16"/>	18
Total men	12	50	317	379
Total men prior year	6	44	297	352

Women

Enrolled for <u>credit</u>	<u>First-time</u> , certificate-seeking	Other certificate-seeking	Non-certificate-seeking	Total, <u>part-time undergraduate</u> students
<u>U.S. Nonresident</u>	<input type="text"/>	<input type="text" value="1"/>	<input type="text"/>	1
<u>Hispanic/Latino</u>	<input type="text"/>	<input type="text" value="2"/>	<input type="text" value="15"/>	17
<u>American Indian or Alaska Native</u>	<input type="text"/>	<input type="text"/>	<input type="text"/>	0
<u>Asian</u>	<input type="text"/>	<input type="text" value="1"/>	<input type="text" value="6"/>	7
<u>Black or African American</u>	<input type="text"/>	<input type="text" value="1"/>	<input type="text" value="2"/>	3
<u>Native Hawaiian or Other Pacific Islander</u>	<input type="text"/>	<input type="text"/>	<input type="text"/>	0
<u>White</u>	<input type="text" value="5"/>	<input type="text" value="48"/>	<input type="text" value="415"/>	468
Two or more races	<input type="text"/>	<input type="text" value="1"/>	<input type="text" value="7"/>	8
<u>Race and ethnicity unknown</u>	<input type="text" value="1"/>	<input type="text"/>	<input type="text" value="19"/>	20
Total women	6	54	464	524
Total women prior year	4	82	493	582
Grand total (men+women)	18	104	781	903
Grand total (men+women) prior year	10	126	790	934

Institution: University of Akron Wayne College (200846)

User ID: 39C0021

Part A - Fall Enrollment for Undergraduate Students Total

Enrollment as of the institution's **official fall reporting date** or as of **October 15, 2022**Undergraduate Students**Men**

Students enrolled for credit	Total full-time undergraduate students	Total part-time undergraduate students	Grand total, all undergraduate students
<u>U.S. Nonresident</u>	0	0	0
<u>Hispanic/Latino</u>	8	20	28
<u>American Indian or Alaska Native</u>	1	0	1
<u>Asian</u>	3	4	7
<u>Black or African American</u>	6	5	11
<u>Native Hawaiian or Other Pacific Islander</u>	0	0	0
<u>White</u>	163	326	489
Two or more races	6	6	12
<u>Race and ethnicity unknown</u>	3	18	21
Total men	190	379	569

Women

Students enrolled for credit	Total full-time students	Total part-time students	Grand total, all students
<u>U.S. Nonresident</u>	1	1	2
<u>Hispanic/Latino</u>	7	17	24
<u>American Indian or Alaska Native</u>	0	0	0
<u>Asian</u>	7	7	14
<u>Black or African American</u>	13	3	16
<u>Native Hawaiian or Other Pacific Islander</u>	0	0	0
<u>White</u>	278	468	746
Two or more races	9	8	17
<u>Race and ethnicity unknown</u>	3	20	23
Total women	318	524	842
Grand Total (men+women)	508	903	1,411

Institution: University of Akron Wayne College (200846)

User ID: 39C0021

Part A - Fall Enrollment - Summary - Grand Totals

Fall Enrollment Summary

Men

Students enrolled for credit	Total full-time students	Total part-time students	Grand total, all students
<u>U.S. Nonresident</u>	0	0	0
<u>Hispanic/Latino</u>	8	20	28
<u>American Indian or Alaska Native</u>	1	0	1
<u>Asian</u>	3	4	7
<u>Black or African American</u>	6	5	11
<u>Native Hawaiian or Other Pacific Islander</u>	0	0	0
<u>White</u>	163	326	489
Two or more races	6	6	12
<u>Race and ethnicity unknown</u>	3	18	21
Total men	190	379	569

Women

Students enrolled for credit	Total full-time students	Total part-time students	Grand total, all students
<u>U.S. Nonresident</u>	1	1	2
<u>Hispanic/Latino</u>	7	17	24
<u>American Indian or Alaska Native</u>	0	0	0
<u>Asian</u>	7	7	14
<u>Black or African American</u>	13	3	16
<u>Native Hawaiian or Other Pacific Islander</u>	0	0	0
<u>White</u>	278	468	746
Two or more races	9	8	17
<u>Race and ethnicity unknown</u>	3	20	23
Total women	318	524	842
Grand Total (men+women)	508	903	1,411

Institution: University of Akron Wayne College (200846)

User ID: 39C0021

Part A - Fall Enrollment- Gender Unknown or another gender than Men/Women categories

Part A - Fall Enrollment - Gender Unknown or another gender than Provided Categories

- The 'gender unknown' category is to report students for whom the institution does not know a gender.
- Institutions should not ask students that do not select a binary gender to allocate themselves to a binary gender category; it is up to the institution to allocate unknown students and students that indicate another gender into the binary categories throughout the forms where required. One commonly used method to allocate students is to use the known portion of men to women.

Is your institution able to report another gender for the 2022-23 data collection? If you indicate 'No', your institution should leave the cells in the rows for 'Another gender' blank (i.e., do not report 0). If you indicate 'Yes', but no students identified as another gender, please enter '0'.

Undergraduate students:

- Yes
- No

Of the total students reported, how many students did you allocate to a binary gender category (Men/Women) because their gender was unknown or another gender than the provided categories?

		Number of students
		Undergraduate students
Grand total		1,411
	Gender unknown (i.e., gender information is not known or not collected).	<input type="text" value="0"/>
	Another gender (i.e., gender information is known but does not fall into either of the mutually exclusive binary categories provided [Men/Women]).	<input type="text" value="0"/>
	Total of Gender unknown + Another gender	0
	Total of Students for whom gender is known and falls into one of the mutually exclusive binary categories provided [Men/Women]	1,411


Institution: University of Akron Wayne College (200846)

User ID: 39C0021

Part A - Fall Enrollment by Distance Education Status

Enrollment as of the institution's **official fall reporting date** or as of **October 15, 2022**

	Undergraduate Students	
	Degree/certificate-seeking	Non-degree/non-certificate-seeking
i Enrolled <i>exclusively</i> in <u>distance education courses</u>	77	116
Enrolled in <i>at least one</i> but not all distance education courses	395	96
<i>Not enrolled</i> in any distance education courses	120	607
Total (from prior part A screens)	592	819

 You may use the box below to provide additional context for the data you have reported above. Context notes will be posted on the College Navigator website. Therefore, you should write all context notes using proper grammar (e.g., complete sentences with punctuation) and common language that can be easily understood by students and parents (e.g., spell out acronyms).

Institution: University of Akron Wayne College (200846)

User ID: 39C0021

Part A - Fall Enrollment by Distance Education Status

Of those students *exclusively* enrolled in distance education courses, report the number that are:

		Undergraduate Students	
		Degree/certificate-seeking	Non-degree/non-certificate-seeking
Located in	OH	72	114
Located in the U.S. but not in	OH	5	2
Located in the U.S. but state/jurisdiction unknown		<input type="text"/>	<input type="text"/>
Located outside the U.S.		<input type="text"/>	<input type="text"/>
Location unknown/unreported		0	0
Total students exclusively enrolled in distance education (from section above)		77	116

Institution: University of Akron Wayne College (200846)

User ID: 39C0021

Part B - Fall Enrollment by Age and Gender for Full-time Undergraduate Students

Enrollment as of the institution's **official fall reporting date** or as of **October 15, 2022**

NOTE: These data are **optional** this year.

Age	Full-time Undergraduate Students	
	Men	Women
Under 18	10	12
18-19	58	98
20-21	71	101
22-24	40	60
25-29	4	21
30-34	1	12
35-39	1	6
40-49	4	6
50-64		2
65 and over	1	0
Age unknown/unreported	0	0
Total full-time undergraduate students (from part A)	190	318

Institution: University of Akron Wayne College (200846)

User ID: 39C0021

Part B - Fall Enrollment by Age and Gender for Part-time Undergraduate Students

Enrollment as of the institution's **official fall reporting date** or as of **October 15, 2022**

NOTE: These data are **optional** this year.

Age	Part-time Undergraduate Students	
	Men	Women
Under 18	220	345
18-19	104	121
20-21	17	7
22-24	15	16
25-29	11	10
30-34	3	9
35-39	4	9
40-49	5	4
50-64		2
65 and over		1
Age unknown/unreported	0	0
Total part-time undergraduate students (from part A)	379	524


Institution: University of Akron Wayne College (200846)

User ID: 39C0021

Part C - Screening Question

Did any of your **first-time degree/certificate-seeking undergraduate** students (reported in Part A) enroll within 12 months of graduating high school or receiving their GED?

- No, we do not have any first-time students who enrolled within 12 months of their high school graduation.
- Yes, we have first-time students who enrolled within 12 months of their high school graduation.

 You may use the box below to provide additional context for the data you have reported above. Context notes will be posted on the College Navigator website. Therefore, you should write all context notes using proper grammar (e.g., complete sentences with punctuation) and common language that can be easily understood by students and parents (e.g., spell out acronyms).

Institution: University of Akron Wayne College (200846)

User ID: 39C0021

Part C - Residence of First-time Undergraduates

Enrollment as of the institution's **official fall reporting date** or as of **October 15, 2022**

Enter at least one zero, where applicable, to verify that the screen has not been skipped.

State of <u>residence</u> when student was first admitted	FIPS Code	i Total <u>first-time</u> degree/certificate-seeking undergraduates (1)	Of students in column 1, those who enrolled within 12 months of high school graduation or receiving their GED (2)
Alabama	01	<input type="text"/>	<input type="text"/>
Alaska	02	<input type="text"/>	<input type="text"/>
Arizona	04	<input type="text"/>	<input type="text"/>
Arkansas	05	<input type="text"/>	<input type="text"/>
California	06	<input type="text" value="1"/>	<input type="text"/>
Colorado	08	<input type="text"/>	<input type="text"/>
Connecticut	09	<input type="text"/>	<input type="text"/>
Delaware	10	<input type="text"/>	<input type="text"/>
District of Columbia	11	<input type="text"/>	<input type="text"/>
Florida	12	<input type="text"/>	<input type="text"/>
Georgia	13	<input type="text"/>	<input type="text"/>
Hawaii	15	<input type="text"/>	<input type="text"/>
Idaho	16	<input type="text"/>	<input type="text"/>
Illinois	17	<input type="text"/>	<input type="text"/>
Indiana	18	<input type="text"/>	<input type="text"/>
Iowa	19	<input type="text"/>	<input type="text"/>
Kansas	20	<input type="text"/>	<input type="text"/>
Kentucky	21	<input type="text"/>	<input type="text"/>
Louisiana	22	<input type="text"/>	<input type="text"/>
Maine	23	<input type="text"/>	<input type="text"/>

Institution: University of Akron Wayne College (200846)

User ID: 39C0021

Part C - Residence of First-time Undergraduates

Enrollment as of the institution's **official fall reporting date** or as of **October 15, 2022**

Enter at least one zero, where applicable, to verify that the screen has not been skipped.

State of <u>residence</u> when student was first admitted	FIPS Code	Total <u>first-time</u> degree/certificate-seeking undergraduates (1)	Of students in column 1, those who enrolled within 12 months of high school graduation or receiving their GED (2)
Maryland	24	<input type="text"/>	<input type="text"/>
Massachusetts	25	<input type="text"/>	<input type="text"/>
Michigan	26	<input type="text"/>	<input type="text"/>
Minnesota	27	<input type="text"/>	<input type="text"/>
Mississippi	28	<input type="text"/>	<input type="text"/>
Missouri	29	<input type="text"/>	<input type="text"/>
Montana	30	<input type="text"/>	<input type="text"/>
Nebraska	31	<input type="text"/>	<input type="text"/>
Nevada	32	<input type="text"/>	<input type="text"/>
New Hampshire	33	<input type="text"/>	<input type="text"/>
New Jersey	34	<input type="text"/>	<input type="text"/>
New Mexico	35	<input type="text"/>	<input type="text"/>
New York	36	<input type="text"/>	<input type="text"/>
North Carolina	37	<input type="text"/>	<input type="text"/>
North Dakota	38	<input type="text"/>	<input type="text"/>
Ohio	39	<input type="text" value="142"/>	<input type="text" value="114"/>
Oklahoma	40	<input type="text"/>	<input type="text"/>
Oregon	41	<input type="text"/>	<input type="text"/>
Pennsylvania	42	<input type="text"/>	<input type="text"/>
Rhode Island	44	<input type="text"/>	<input type="text"/>

Institution: University of Akron Wayne College (200846)


User ID: 39C0021

Part C - Residence of First-time Undergraduates

Enrollment as of the institution's **official fall reporting date** or as of **October 15, 2022**

Enter at least one zero, where applicable, to verify that the screen has not been skipped.

State of <u>residence</u> when student was first admitted	FIPS Code	Total <u>first-time</u> degree/certificate-seeking undergraduates (1)	Of students in column 1, those who enrolled within 12 months of high school graduation or receiving their GED (2)
South Carolina	45	<input type="text" value="1"/>	<input type="text"/>
South Dakota	46	<input type="text"/>	<input type="text"/>
Tennessee	47	<input type="text"/>	<input type="text"/>
Texas	48	<input type="text"/>	<input type="text"/>
Utah	49	<input type="text"/>	<input type="text"/>
Vermont	50	<input type="text"/>	<input type="text"/>
Virginia	51	<input type="text"/>	<input type="text"/>
Washington	53	<input type="text"/>	<input type="text"/>
West Virginia	54	<input type="text"/>	<input type="text"/>
Wisconsin	55	<input type="text"/>	<input type="text"/>
Wyoming	56	<input type="text"/>	<input type="text"/>
<u>State Unknown</u>	57	<input type="text"/>	<input type="text"/>
American Samoa	60	<input type="text"/>	<input type="text"/>
Federated States of Micronesia	64	<input type="text"/>	<input type="text"/>
Guam	66	<input type="text"/>	<input type="text"/>
Marshall Islands	68	<input type="text"/>	<input type="text"/>
Northern Marianas	69	<input type="text"/>	<input type="text"/>
Palau	70	<input type="text"/>	<input type="text"/>
Puerto Rico	72	<input type="text"/>	<input type="text"/>
Virgin Islands	78	<input type="text"/>	<input type="text"/>
Foreign Countries	90	<input type="text"/>	<input type="text"/>
Residence unknown/unreported	98	0	
Total first-time degree/certificate-seeking undergraduates (from Part A)		144	114

 You may use the box below to provide additional context for the data you have reported above. Context notes will be posted on the College Navigator website. Therefore, you should write all context notes using proper grammar (e.g., complete sentences with punctuation) and common language that can be easily understood by students and parents (e.g., spell out acronyms).

Institution: University of Akron Wayne College (200846)

Part F - Student-to-Faculty Ratio

Student-to-Faculty Ratio

Please provide your institution's student-to-faculty ratio (i.e., student-to-instructional staff) for undergraduate programs for Fall 2022. The student-to-faculty ratio and any accompanying context that is provided will be displayed on College Navigator.

Note: Logic in this item is similar to item I-2 from the Common Data Set data collection.


Click [here](#) to use a worksheet to help you determine the student-to-faculty ratio

Student-to-faculty ratio

to 1

Student-to-faculty ratio prior year

to 1

 You may use the box below to provide additional context for the data you have reported above. Context notes will be posted on the College Navigator website. Therefore, you should write all context notes using proper grammar (e.g., complete sentences with punctuation) and common language that can be easily understood by students and parents (e.g., spell out acronyms).

Institution: University of Akron Wayne College (200846)

User ID: 39C0021

Prepared by

Reporting Reminders:

- The name of the preparer is being collected so that we can follow up with the appropriate person in the event that there are questions concerning the data.
- The Keyholder will be copied on all email correspondence to other preparers.
- The time it took to prepare this component is being collected so that we can continue to improve our estimate of the reporting burden associated with IPEDS.
- Please include in your estimate the time it took for you to review instructions, query and search data sources, complete and review the component, and submit the data through the Data Collection System.
- Thank you for your assistance.

This survey component was prepared by:			
<input type="radio"/>	Keyholder	<input type="radio"/>	SFA Contact
<input type="radio"/>	Finance Contact	<input type="radio"/>	Academic Library Contact
	<input type="radio"/>		HR Contact
	<input type="radio"/>		Other
Name:	<input type="text" value="Md Azizul Islam"/>		
Email:	<input type="text" value="mislam@uakron.edu"/>		

How many staff from your institution only were involved in the data collection and reporting process of this survey component?

Number of Staff (including yourself)

How many hours did you and others from your institution only spend on each of the steps below when responding to this survey component?
Exclude the hours spent collecting data for state and other reporting purposes.

Staff member	Collecting Data Needed	Revising Data to Match IPEDS Requirements	Entering Data	Revising and Locking Data
Your office	<input type="text"/> hours	<input type="text"/> hours	<input type="text"/> hours	<input type="text"/> hours
Other offices	<input type="text"/> hours	<input type="text"/> hours	<input type="text"/> hours	<input type="text"/> hours

Institution: University of Akron Wayne College (200846)

Summary

Fall Enrollment Survey Summary

IPEDS collects important information regarding your institution. All data reported in IPEDS survey components become available in the IPEDS Data Center and appear as aggregated data in various Department of Education reports. Additionally, some of the reported data appears specifically for your institution through the College Navigator website and is included in your institution's Data Feedback Report (DFR). The purpose of this summary is to provide you an opportunity to view some of the data that, when accepted through the IPEDS quality control process, will appear on the College Navigator website and/or your DFR. College Navigator is updated approximately three months after the data collection period closes and Data Feedback Reports will be available through the [Data Center](#) and sent to your institution's CEO in November 2023.

Please review your data for accuracy. If you have questions about the data displayed below after reviewing the data reported on the survey screens, please contact the IPEDS Help Desk at: 1-877-225-2568 or ipedshelp@rti.org.

Less-Than-Four-Year Institutions

Undergraduate Student Enrollment	
Total enrollment	1,411
Transfer-in enrollment	N/A
Student-to-faculty ratio	39 to 1

Undergraduate Student Characteristics	
Percent of undergraduates who are female	60%
Percent of undergraduates who are full-time	36%
Percent of undergraduates by race/ethnicity:	
American Indian or Alaska Native	0%
Asian	1%
Black or African American	2%
Hispanic/Latino	4%
Native Hawaiian or Pacific Islander	0%
White	88%
Two or More Races	2%
Race and ethnicity unknown	3%
U.S. Nonresident	0%
Percent of first-time degree/certificate seeking students from in state	99%
Percent of first-time degree/certificate seeking students from out-of-state	1%
Percent of first-time degree/certificate seeking students from foreign countries	0%
Percent of first-time degree/certificate seeking students residency unknown	0%

Undergraduate Retention and Graduation Rate Cohort	
First-time, full-time student retention rate	N/A
First-time, part-time retention rate	N/A
Graduation rate cohort as percent of total entering students	N/A

Institution: University of Akron Wayne College (200846)

User ID: 39C0021

Edit Report

Fall Enrollment

There are no errors for the selected survey and institution.